

14F2 (845) 12VDC 16

14F2 (845) 12VDC 16A



CONTACT DATA

:

Contact Form	1A/1C	
Contact Material	Ag Alloy	
Contact Ratings	16A240VAC/16A 30VDC	
Max Switching Voltage	250VAC/110VDC	
Max Switching Current	16A	
Max Switching Power	4000VA/480W	
Initial Contact Resistance	100m Ω Max	at6VDC 1A
Life Expectancy Electrical	100,000	Operations (rated load)
Life Expectancy Mechanical	10,000,000	Operations (no load)

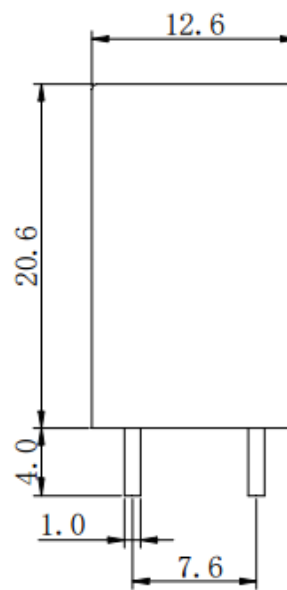
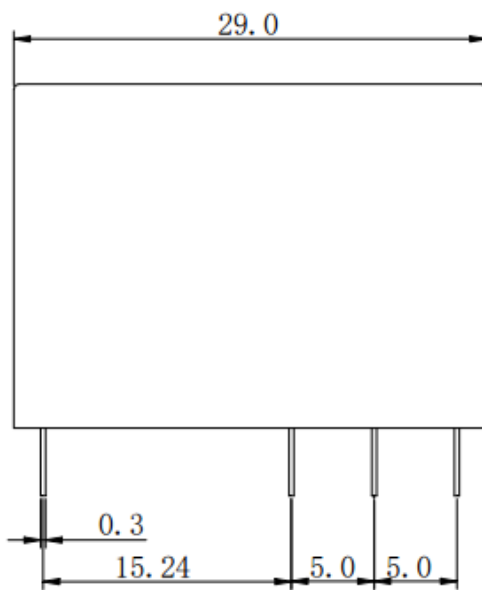
GENERAL DATA 一般参数:

Insulation Resistance	100M Ω Min at500VDC	
Dielectric Strength Between Open Contacts	1000VAC 50-60HZ (1 minute)	
Dielectric Strength Between Contacts And Coil	5000VAC 50-60HZ (1 minute)	
Operate Time	15ms max	
Release Time	8ms max	
Ambient Temperature	-30℃ to+70℃	
Shock Resistance 冲击	Malfunction	10G
	Destruction	100G
Vibration Resistance	10-55Hz,1.5mm double amplitude	
Ambient humidity	20-85% RH	
Weight	Approx 13g	
Safety Standard	TUV CE	

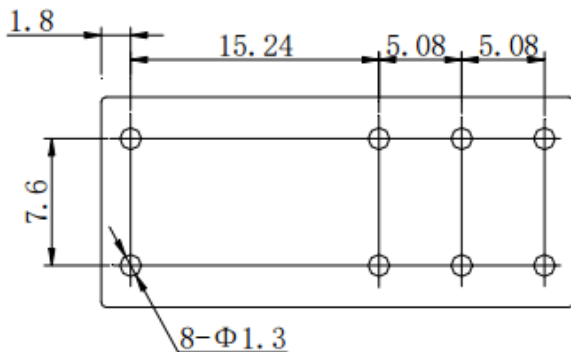
COIL DATA : (@20°C)

Rated Voltage (VDC)	Coil Resistance Ω ($\pm 10\%$)		Max Operate Voltage (VDC)	Min Release Voltage (VDC)	Max Applied Voltage (VDC)
	0.53W	0.72W			
3	17	12.5	2.4	0.15	3.9
5	50	36	4	0.25	6.5
6	68	50	4.8	0.3	7.8
9	155	115	7.2	0.45	11.7
12	270	200	9.6	0.6	15.6
24	1100	820	19.2	1.2	31.2
48	4400	3300	38.4	2.4	62.4

Outline Dimension (mm)



PC Board layout



Wiring Diagram

